

+44 (0)203 137 0707

www.sksmediamatters.com




SKS videotips

The perfect interviewee


Part 3:

Background blunders - quick tips for locations

Make sure you sit on a chair that doesn't move - a static, non-swivel, non-creaking chair, without castors. Sit straight and stay there ... you can move your hands, of course, but don't slump backwards, forwards or sideways. Take a look at what's behind you, as items in the background can distract the audience's attention: if there are flowers or vases in shot, they should not be growing out of your ear or your head ... but placed to the side.



If there are books in the shot, they should be relevant ... or at least not distracting! And watch out for unwanted reflections in bookcases, mirrors or glass. A crowded, noisy background you can't control, only works when it's essential to the story or there is no alternative. Loud background noise can distract from the content, so choose a quiet location if there is one.



If you're being filmed in front of a blue or green screen, so that a background can be edited in later, avoid wearing the same colour as the screen, so you don't merge with it!

